

## Chapter 7

# Adjectives

*Understanding adjectives goes WAY beyond knowing about the words that describe nouns and pronouns!*

*First of all, there's a certain type of adjective which you've probably never heard of: the predicate adjective. You'll be learning about predicate adjectives and their close cousins, predicate nominatives. Understanding these descriptive words will add to your knowledge about when to use "me" vs. when to use "I" (and all of the other personal pronouns).*

*Secondly, as you become a more advanced writer, you will discover giant groups of words—phrases and clauses—that also function as adjectives. Knowing about adjective phrases and clauses will add a whole new sophistication to your sentence structures, and it will help you understand some important punctuation rules. This chapter will help to prepare you for those future lessons.*


### The Study of Adjectives

**A.** Adjectives are words that describe nouns and pronouns, which is the same thing as saying that adjectives describe people, places, things and ideas.

**B.** Adjectives are easy to use and easy to spot. Can you find the adjective in the following sentence?

**She snuck through the halls in red sneakers.**

**C.** Of course "red" pops out as describing the noun *sneakers*. Aren't adjectives easy?





**Exercise 20:**

Part 1: Write adjective-noun pairs—come up with a noun and put an adjective before it:

1. \_\_\_\_\_

2. \_\_\_\_\_

3. \_\_\_\_\_

4. \_\_\_\_\_

5. \_\_\_\_\_

Part 2: Write prepositional phrases that have adjectives describing the o.p.'s (objects of the preposition).

6. \_\_\_\_\_

7. \_\_\_\_\_

8. \_\_\_\_\_

**Quick Fact:** The most common adjectives in the world are the “Articles.” The Articles are *a*, *an*, and *the*.

Here’s a sentence that, technically, includes three adjectives:

**The chef cut an orange with a knife.**

For our purposes, though, when hunting for Adjectives, we will ignore Articles—there are just too many of them!!

## The Locations of Adjectives

**A.** Most adjectives are found just before a noun—like in the adjective-noun pairs in the previous exercise. Here’s another example:

**The warm sunshine spread across the lawn.**

Above, “warm” is an adjective describing the noun “sunshine.”

**B.** However, adjectives can also be found reaching back over linking verbs to describe the subject of a sentence. Here are some examples:

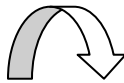
**1. Everyone was cold.**

Above, “cold” is an adjective describing “everyone,” the subject of the sentence.

**2. The children on the swings seemed happy.**

Above, “happy” is an adjective describing the subject “children.”

**C.** Adjectives after linking verbs—the adjectives that reach back to describe subjects—are called **Predicate Adjectives**.\*



1. “Regular” Adjective: The tall building rose into the clouds.



2. Predicate Adjective: Your grade on the test was excellent! \*\*

\* see appendix regarding other terms used for predicate adjectives

\*\* see appendix about a tricky situation that may arise with verb phrases and predicate adjectives



**Exercise 21:**

**Part 1:** Write prepositional phrases that have adjectives describing the o.p.'s (objects of the preposition).

- 1. \_\_\_\_\_
- 2. \_\_\_\_\_
- 3. \_\_\_\_\_

**In Part 2 you'll need to use linking verbs:**

<p><b>“Classic” Linking Verb Refresher Box</b></p> <p>Any form of the verb “to be”: <b>am, are, is, was, were, be, been, being</b></p> <p>Any form of the verb “to seem”: <b>seem, seems, seemed, seeming</b></p> <p>Any form of the verb “to become”: <b>become, becomes, became, becoming</b></p>
---

**Part 2:** Sentence writing – carefully follow the directions for each sentence, and **be sure** to use a DIFFERENT VERB in each sentence.

Write a sentence that has a prepositional phrase, a Predicate Adjective, AND a verb phrase. (Remember, in order to have a Predicate Adjective your verb phrase must be a linking verb.)

- 4. \_\_\_\_\_

Write a sentence that has a pronoun for a subject, a Predicate Adjective, and two prepositional phrases. (Remember, in order to have a Predicate Adjective your verb must be a linking verb.)


- 5. \_\_\_\_\_

Write a sentence that has two personal pronouns for subjects, one verb, and a Predicate Adjective. (Remember, in order to have a Predicate Adjective your verb must be a linking verb.)

- 6. \_\_\_\_\_

Write a sentence that includes two adjectives, begins with a prepositional phrase, and has a “polluted” verb phrase.

- 7. \_\_\_\_\_



### Extra Practice with Adjectives

**Directions:** Draw a single underline beneath regular adjectives and a double underline beneath predicate adjectives in the following sentences. Each sentence has at least one adjective.

**\*\*Be sure to mark prepositional phrases, verbs, and subjects BEFORE you make your final decisions about adjectives!**

1. The lighted bridge over the river looks magnificent at night.
2. The winning catch in the championship game was made by Thomas.
3. On Monday my mom may still take me to the mall.
4. By the way, Susan and I do not enjoy scary movies.
5. The new crossing guard near our bus stop seems really unfriendly.
6. David and he should arrive at the downtown airport before noon.
7. This soup tastes delicious!
8. This is terrible!
9. Between David and him sat a tiny mouse.
10. Could you lend me your lucky eraser for the math test?

## **Predicate Adjectives vs. Predicate Nominatives**

**A.** Predicate Adjectives have a close cousin called *Predicate Nominatives*.

**B.** A Predicate Nominative, like a Predicate Adjective, is found after a linking verb and it reaches back over the verb to describe the subject.

**C.** However, Predicate Nominatives are not actually adjectives; they are nouns and pronouns.

**D.** Take a look at some examples—the underlined words are Predicate Nominatives:

**My father was a fireman.**

**The centerpiece at the wedding will be a carved ice statue.**

**He becomes an absolute maniac on the football field.**

**Have you ever been an actor in a play?**

**E.** In each sentence above, the underlined words reach back over linking verbs to describe the subjects. Also, each descriptive word is actually a noun, so they are called Predicate *Nominatives* instead of Predicate *Adjectives*.

**F.** Here are some more examples of the similarities and differences between Predicate Adjectives and Predicate Nominatives:

**This coffee is hot.** (“Hot” describes the subject “coffee” and since the word “hot” is an adjective, it is a Predicate *Adjective*.)

**After six weeks the larvae became a butterfly.** (“Butterfly” describes the subject “larvae” and since the word “butterfly” is a noun, it is a Predicate *Nominative*.)

**G.** Keep in mind that not all linking verb sentences have Predicate Adjectives and Predicate Nominatives:

**I have never been on a roller coaster.**

**The girls were at their lockers before class.**

## A Trick for Finding Predicate Adjectives and Predicate Nominatives

**A.** If you're looking at a sentence that has a linking verb and you're wondering how to locate the Predicate Adjective or Predicate Nominative, there is a little trick you can use.

**B.** Make a little question using this formula: "S + V + who or what?"

Example:

**The children became cold at the ballgame.**

Take your subject "children" and your verb "became" and ask "who or what?"

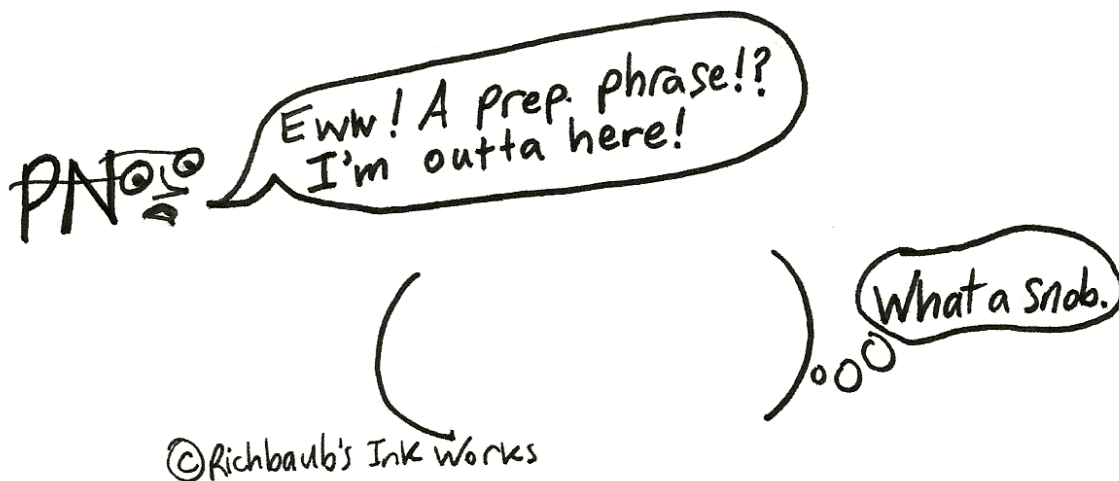
*"Children became who or what?"*

**C.** The answer, "cold," is your Predicate Adjective or Predicate Nominative—now decide if you've found a descriptive word or a person, place, thing, or idea.

**D.** A descriptive word would be a Predicate Adjective, while a person, place, thing or idea would be a Predicate Nominative.

**E.** In the example, "cold" is a descriptive word, so it's a Predicate Adjective.

**F.** Please note: Predicate Nominatives are NEVER found inside prepositional phrases!





**Exercise 22:**

You'll need to use linking verbs in this exercise:

<p align="center"><b>“Classic” Linking Verb Refresher Box</b></p> <p align="center">Any form of the verb “to be”: <b>am, are, is, was, were, be, been, being</b></p> <p align="center">Any form of the verb “to seem”: <b>seem, seems, seemed, seeming</b></p> <p align="center">Any form of the verb “to become”: <b>become, becomes, became, becoming</b></p>
---

**Part 1:** Write sentences that have Predicate Nominatives. Remember, only linking verb sentences have Predicate Nominatives. Limit your sentences to 12 words or less and **use a DIFFERENT VERB for each sentence.**

- \_\_\_\_\_
- \_\_\_\_\_
- (Use a verb phrase in this sentence.) \_\_\_\_\_

**Part 2:** Write sentences that have Predicate Adjectives. Remember, only linking verb sentences have Predicate Adjectives. Limit your sentences to 12 words or less and **use a DIFFERENT VERB for each sentence.**

- \_\_\_\_\_
- \_\_\_\_\_
- (Use a “polluted” verb phrase in this sentence.) \_\_\_\_\_

**Part 3:** Write prepositional phrases that have adjectives (plain ol’ adjectives) describing the o.p.’s (objects of the preposition).

- \_\_\_\_\_
- \_\_\_\_\_
- \_\_\_\_\_

## Predicate Nominatives and Personal Pronouns

**A.** Guess what? Remember those annoying little Personal Pronouns? Well, they're back!

**B.** When you use a personal pronoun as a Predicate Nominative, you must choose a Nominative Case Personal Pronoun.

Once again, here are all of the Personal Pronouns:

<b>Objective Case Personal Pronouns</b>	<b>Nominative Case Personal Pronouns</b>
me	I
you	you
her	she
it	it
him	he
us	we
them	they
whom	who

As you can see, "you" and "it" are *both* objective and nominative case personal pronouns.

Use for Predicate Nominatives ...Get it? *Nominative Case* for Predicate *Nominatives*. Pretty clever, huh?

**C.** Here are some examples:

**I admitted that the thief was I.**

**For the school play the directors will be she and I.** (Two predicate nominatives)

**D.** Something worth noting here is that our rule for personal pronouns and prepositional phrases hasn't changed! You still must use Objective Case Personal Pronouns inside prepositional phrases:

**Those presents are (for me.)**

**They were (with us) yesterday.**



**Exercise 23:**

You'll need to use linking verbs in this exercise

**“Classic” Linking Verb Refresher Box**

Any form of the verb “to be”: **am, are, is, was, were, be, been, being**

Any form of the verb “to seem”: **seem, seems, seemed, seeming**

Any form of the verb “to become”: **become, becomes, became, becoming**

You will also need to use personal pronouns in this exercise.

**Personal Pronoun Refresher Box**

**Objective Case Personal Pronouns      Nominative Case Personal Pronouns**

me

I

you

you

her

she

it

it

him

he

us

we

them

they

whom

who

As you can see, “you” and “it” are *both* objective and nominative case personal pronouns.

Part 1: Sentence writing

1. Write a sentence that has a personal pronoun for a Predicate Nominative. Remember to use a linking verb and a nominative case personal pronoun. Limit your sentence to 12 words or less.

---

---

2. Write a sentence that has a Predicate Adjective. Remember to use a linking verb. Limit your sentence to 12 words or less. **(Do NOT use the same verb you used in the sentence above!)**

---

---

3. Write a sentence that has two Predicate Nominatives where both are personal pronouns. Remember to use a linking verb and nominative case personal pronouns. Limit your sentence to 12 words or less. **(Do NOT repeat any of the verbs used in the sentences above!)**

---

---

Part 2: In the following sentences, surround the prepositional phrases with parentheses. (Ignore the blank lines after each sentence for now—you will use them in Part 7.)

4. The hungry dog grabbed a sandwich from the table. \_\_\_\_\_

5. During the test Matt seemed confused. \_\_\_\_\_

6. On the green hill over yonder the cows munched on grass. \_\_\_\_\_

Part 3: Mark the verbs. Use a box for action verbs and an “L” shape for linking verbs.


Part 4: Circle the subjects.

Part 5: Each sentence has either an adjective OR a Predicate Adjective—underline it.

Part 6: Draw an arrow from the adjective or Predicate Adjective to the word being described.

Part 7: Finally, after each sentence identify the word being described (by the adjective or Predicate Adjective) as a Subject (S) or Object of the Preposition (OP).





### Extra Practice for Evaluation 11

Part 1: In the blank after each sentence, identify the underlined word as either an adjective (ADJ), predicate adjective (PA), or predicate nominative (PN).

1. She should have been more careful with her money. \_\_\_\_\_
2. Rover’s barking was a great burglar alarm. \_\_\_\_\_
3. Her statements about the suspect were completely true. \_\_\_\_\_
4. The car in my uncle’s garage is a 1969 Mustang. \_\_\_\_\_
5. My mom and I looked exhausted after our shopping trip. \_\_\_\_\_

Part 2: Sentence writing

6. Write a sentence that has a Predicate Adjective. Remember to use a linking verb. Limit your sentence to 12 words or less.

---

---

7. Write a sentence that has two personal pronoun Predicate Nominatives. Don’t forget to use a linking verb. Limit your sentence to 12 words or less.

---

---

8. Write a sentence that has an action verb, three adjectives, and a verb phrase.

---

---

Part 3: Write prepositional phrases that have adjectives describing the o.p.’s (objects of the preposition).

9. \_\_\_\_\_ 11. \_\_\_\_\_

10. \_\_\_\_\_ 12. \_\_\_\_\_

**BTW: There will be Personal Pronoun and “Classic” Linking Verb Refresher Boxes on the test.**



**Evaluation 11: Adjectives, Predicate Adjectives, and Predicate Adjectives vs. Predicate Nominatives**